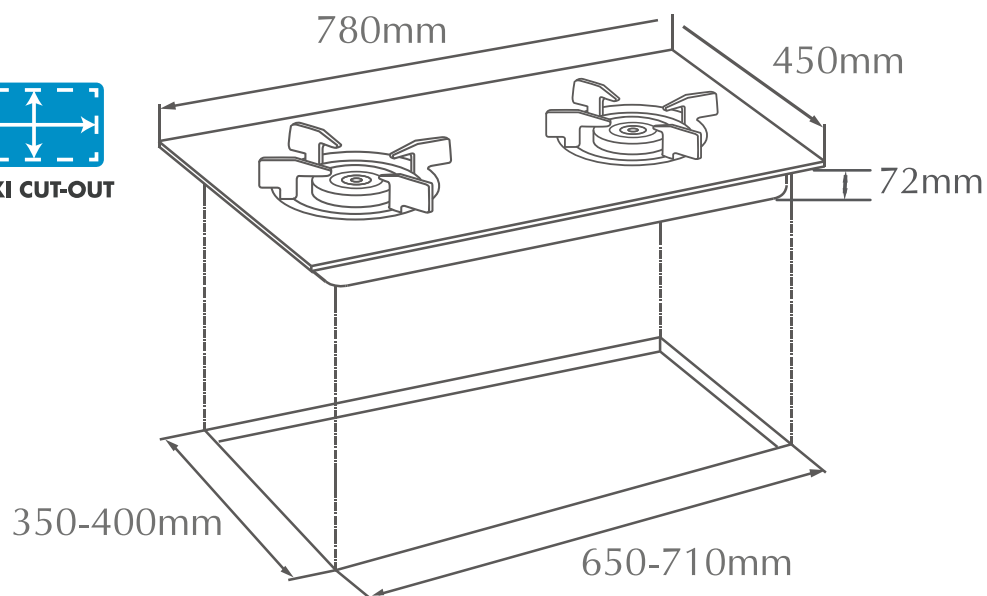



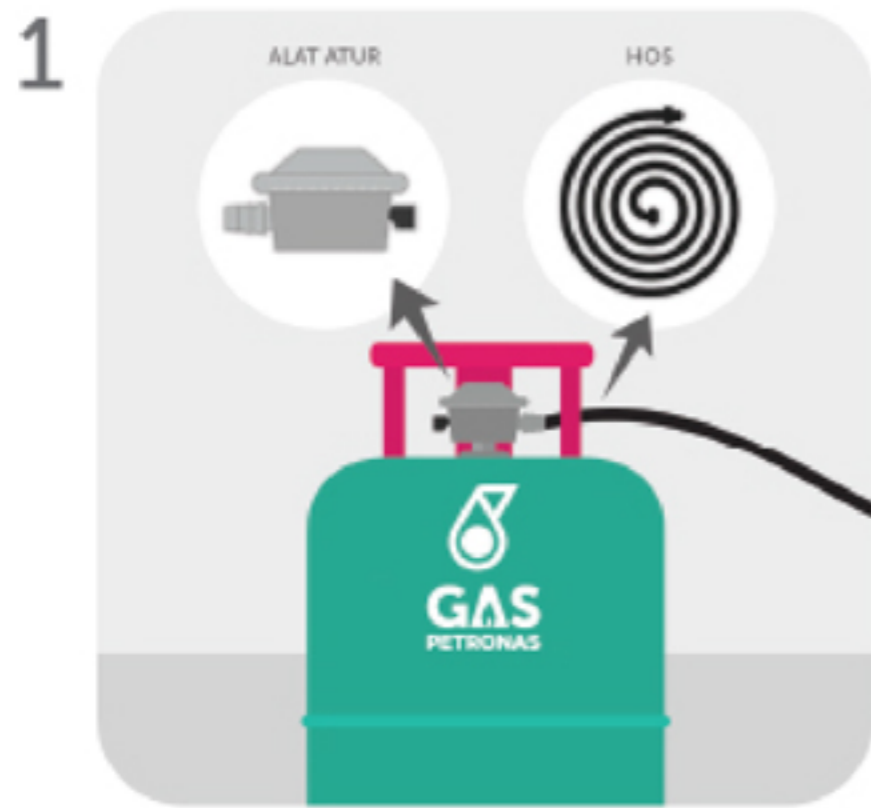
INSTALLATION DIAGRAM

Hob GHG78211



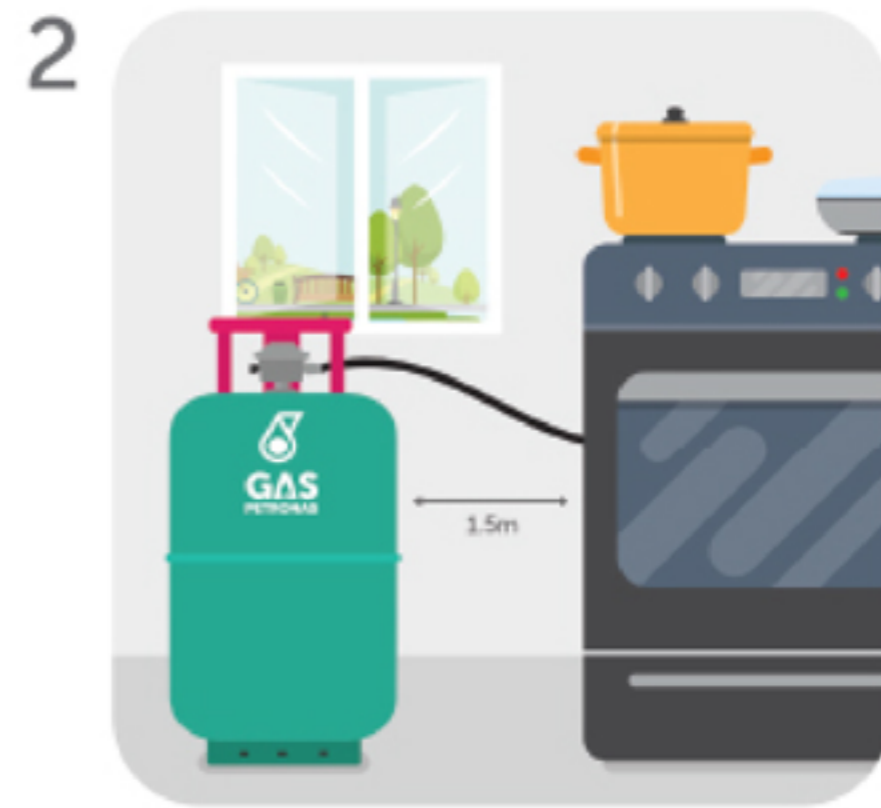
TIP KESELAMATAN GAS MEMASAK

TIPS FOR COOKING GAS SAFETY




Gunakan alat-atur dan hos gas yang diluluskan SIRIM. Tukar alat-atur setiap 5 tahun dan hos setiap 2 tahun.

Use SIRIM-approved gas regulators and hoses. Replace the regulator every 5 years and the hose every 2 years.



Pastikan silinder dijarakkan 1-1.5 meter daripada dapur gas dan disimpan di ruang yang ada pengaliran udara.

Ensure the gas cylinder is placed 1-1.5 meters away from the gas stove and stored in a well-ventilated area.



Jangan simpan silinder di tempat yang tertutup.

Do not store the cylinder in an enclosed space.



Bau aneh menandakan kebocoran gas.


Padamkan semua punca api dan jangan memetik suis.

A strange smell indicates a gas leak. Turn off all sources of ignition and do not flick any switches.



Gunakan ujian air sabun untuk mengesan kebocoran gas. Jika terdapat buih atau bau aneh, tanggalkan alat-atur dan alihkan silinder ke ruang terbuka. Padamkan semua punca api.

Use the soap bubble test to detect gas leaks. If you see bubbles or notice a strange smell, remove the regulator and move the cylinder to an open space. Turn off all sources of ignition.



Jangan tinggalkan masakan tanpa pengawasan dan tutup suis dapur dan injap alat-atur jika tidak digunakan. Pastikan ada pengaliran udara yang baik.

Do not leave cooking unattended and close the gas hob switch and regulator valve when not in use. Ensure proper ventilation.